

PODIUM

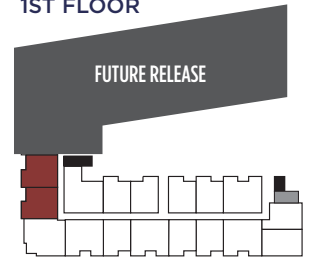
MAPLE RIDGE

CLARKE

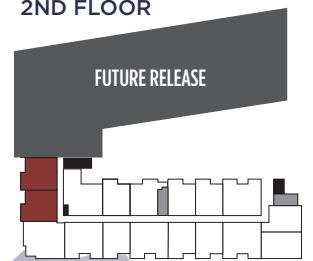
1 BED + DEN | 1 BATH
700 SQ.FT.




1ST FLOOR




2ND FLOOR




3RD FLOOR



4TH FLOOR



5TH FLOOR



kw ELITE REALTY
KELLERWILLIAMS

PMG THE PARTNERS
MARKETING GROUP

The developer reserves the right to make changes, modifications or substitutions to the building design, specifications, and floor plans should they be necessary. Final floor plans may be a mirror image of the floor plans as shown. Square footage and room sizes are based on the preliminary survey measurements. Sizes are approximate and actual square footage may vary from the final survey and architectural drawings.